

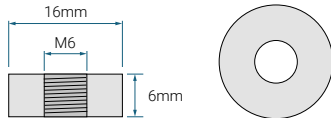
PGFT-12V110H **12V 110.0 AH @ 20-hr.** **12V 103.8 AH @ 10-hr.**

Rechargeable Sealed Lead Acid Battery
PG FT – Long Life Front Terminal Series

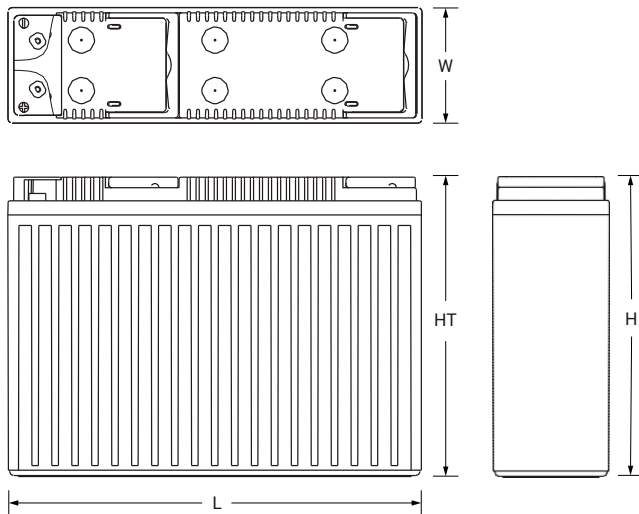
TERMINALS: (mm)

T13: Threaded insert with 6mm stud fastener

Torque: 3.9~5.4 Nxm



DIMENSIONS: inch (mm)



L: 15.50 (394) **W:** 4.33 (110) **H:** 11.20 (285) **HT:** 11.20 (285)
Tolerances are +/- 0.04 in. (+/- 1mm) and +/- 0.08 in. (+/- 2mm) for height dimensions.
All data subject to change without notice.

FEATURES

- Absorbent Glass Mat (AGM) technology for superior performance
- Superb high-rate discharge characteristics ensures reliable performance in UPS and telecom applications
- Proven valve regulated technology that guarantees safe operation without maintenance
- Rugged impact resistant ABS case and cover (available to UL94:V-0)
- Thick plate design and efficient gas recombination yield a service life of 10 – 12 years in standby mode
- Front terminal design suited for 19" & 21" cabinets

APPROVALS

- Approved for transport by air. D.O.T., I.A.T.A., F.A.A. and C.A.B. certified
- U.L recognized
- ISO9001:2015 – Quality management systems

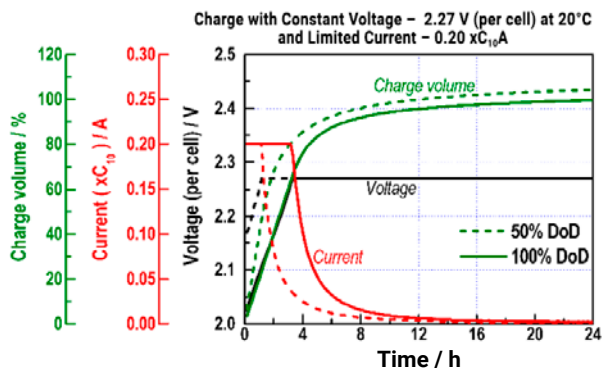
PERFORMANCE SPECIFICATIONS

Nominal Voltage	12 volts (6 cells)
Nominal Capacity	
20-hr. (5.50A to 10.80 volts)	110.0 AH
10-hr. (10.38A to 10.80 volts)	103.8 AH
5-hr. (18.90A to 10.50 volts)	94.5 AH
3-hr. (28.60A to 9.60 volts)	85.8 AH
1-hr. (69.20A to 9.60 volts)	69.2 AH
Approximate Weight	76.1 lbs. (34.5 kg)
Internal Resistance (approx.)	4.3 milliohms
Max Short-Duration Discharge Current (10 Sec.)	1100 amperes
Shelf Life (% of nominal capacity at 68°F (20°C))	
1 Month	97%
3 Month	91%
6 Month	83%
Operating Temperature Range	
Charge	5°F (-15°C) to 122°F (50°C)
Discharge	-4°F (-20°C) to 140°F (60°C)
Case	ABS Plastic

PGFT-12V110H 12V110.0AH @20-hr. 12V 103.8AH @10-hr.

Rechargeable Sealed Lead Acid Battery
PG FT – Long Life Front Terminal Series

CYCLE LIFE IN RELATION TO DEPTH OF DISCHARGE



CHARGING

Cycle Applications: Apply constant voltage charge at 2.35v/c – 2.45v/c (14.1 – 14.7v for 12v Monobloc) at 20°C. Initial charging current should be set at less than 0.25C Amps. Switch to float charge to avoid overcharging.

“Float” or “Stand-By” Service: Apply constant voltage charge of 2.25v/c – 2.30v/c (13.5 to 13.8 volts for 12v Monobloc at 20°C. When held at this voltage, the battery will seek its own current level and maintain itself in a fully charged condition.

Temperature Compensation: Charging Voltage for both Cyclic and Standby applications should be regulated in relation to ambient temperature. As temperature rises charging voltage should be reduced to prevent overcharge and increased as temperature falls to avoid undercharge.

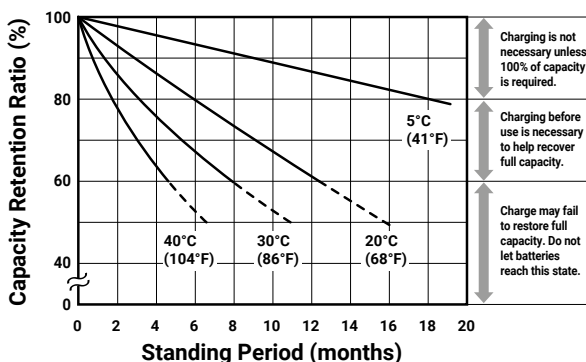
For further charging information including temperature compensation factors, see Power Sonic Technical Manual/ Power Sonic Charger specifications.

APPLICATIONS

A whole range of CYCLIC applications including but not limited to:

- UPS
- Data Center
- Telecommunications
- Emergency Lighting
- Utility

GENERAL RELATION OF CAPACITY VS. STORAGE TIME



CHARGERS

Power Sonic offers a wide range of chargers suitable for batteries with a variety of capacities.

Please refer to our website for more information on our switch mode and transformer type chargers.

Please contact our technical department for advice if you have difficulty in locating a suitable charger.

FURTHER INFORMATION

Please refer to our website www.power-sonic.com for a complete range of useful downloads, such as product catalogs, material safety data sheets (MSDS), ISO certification, etc.

